


**2020**

**2021 3**



2020

2020

**2020**

2018

2019

2020

	36,848.94	11.18%
1,482.45	38.01%	
147.09	141.62%	

OTC 1

1



Dr. John Mao

FACO

CSCO

PI

GST-HG161 I

900mg


Ib/II

GST-HG141 Ia

Ib

CRO

GST-HG131 2020 9



John Wei-Zhong Mao

OTC

35

2020 5 12

2020 280.00

1 6 2021

2021

3,700

12

--	--	--

<2019 >

<2019 >

<2019 >

<2019 >

<2019 >

<2020 >

<2019 >

2020

2019

Page 1






		2020	A
	2020.6.30	< > < > < > < > < > < > 2020	
	2020.8.26	<2020	>
	2020.10.27	<2020	>
	2020.11.23		
	2020.12.2		
	2020.12.21	< > < > < > < > < > 2021	>






2019	2020.4.15	<2019 > <2020 > <2019 > <2019 > <2020 > <2019 > 2020 2019 2019 2020 2020 < > < > < > < >
2020	2020.4.17	A 2020 A 2020 A 2020 A 2020 A 2020 A 2020 A 2020 A 2020 A 2020-2022
2020	2020.4.30	<2020 > <2020 > 2020
2020	2020.7.20	< > < > < > < > < >

2020



		12	12	0	12	0	0	
		12	12	0	12	0	0	
		12	12	0	12	0	0	
		12	12					





5


2019

2018

2020

3

8



**2021**

2021

2015

BD



OTC

2021 3 30